

**PUBLIC UNIVERSITY RANKING**

# **Ranking Report (RR) 2026**

## **ALL ASIA**

Comprehensive Performance Analysis

### **King Edward Medical University, Lahore**

Pakistan

# About This Report

PREPARED BY

**AppliedHE Pte. Ltd.**

info@appliedhe.com | AppliedHE.com

PREPARED FOR

**King Edward Medical University,  
Lahore**

Pakistan

This report is part of the AppliedHE Public & Private University Ranking: ALL ASIA 2026, conducted in accordance with the AppliedHE Rankings General Terms & Conditions. AppliedHE grants King Edward Medical University, Lahore a perpetual license to freely distribute and reproduce the content of this report worldwide after the official release date.

## Table of Contents

<b>1</b>	<b>Ranking Methodology</b>	<b>3</b>
<b>2</b>	<b>Executive Summary</b>	<b>4</b>
<b>3</b>	<b>Ranking Results</b>	<b>5</b>
<b>4</b>	<b>Performance Analysis</b>	<b>6</b>
<b>5</b>	<b>Benchmarking &amp; Comparison</b>	<b>8</b>
<b>6</b>	<b>Strengths &amp; Opportunities</b>	<b>9</b>
<b>7</b>	<b>Contact Information</b>	<b>10</b>





# 1 Ranking Methodology

The AppliedHE Public & Private University Ranking: ALL ASIA evaluates higher education institutions across six key dimensions. The ranking is developed by AppliedHE Pte. Ltd. (Singapore) and overseen by the independent Ranking Advisory Board (RAB).

## Criteria & Weights

<b>Teaching &amp; Learning</b> 30% Evaluates quality of education through student satisfaction surveys (20%) and student-faculty ratio (10%).	<b>Institutional Reputation</b> 20% Measures peer recognition through nominations from other universities in the region.
<b>Employability</b> 10% Assesses graduate employment outcomes through tracer studies or national estimates.	<b>Research</b> 20% Evaluates research output via Google Scholar (10%) and Scopus citations (10%).
<b>Community Engagement</b> 10% Measures societal impact through student surveys (5%) and media coverage (5%).	<b>Internationalization</b> 10% Assesses global diversity via international faculty (5%) and international students (5%).

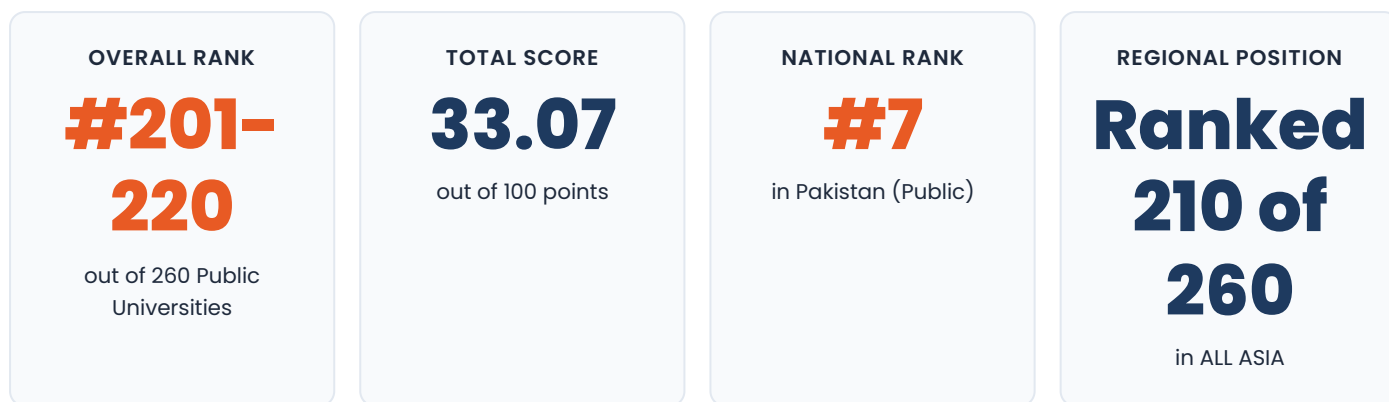
## Data Sources

 <b>Institution-Submitted Data</b> Universities provide verified data on faculty, students, and outcomes	 <b>AppliedHE Student Survey</b> Direct feedback from students on teaching quality and campus life
 <b>Research Databases</b> Google Scholar and Scopus for publication and citation metrics	 <b>Peer Nomination Survey</b> Universities nominate 7-12 institutions they hold in high regard

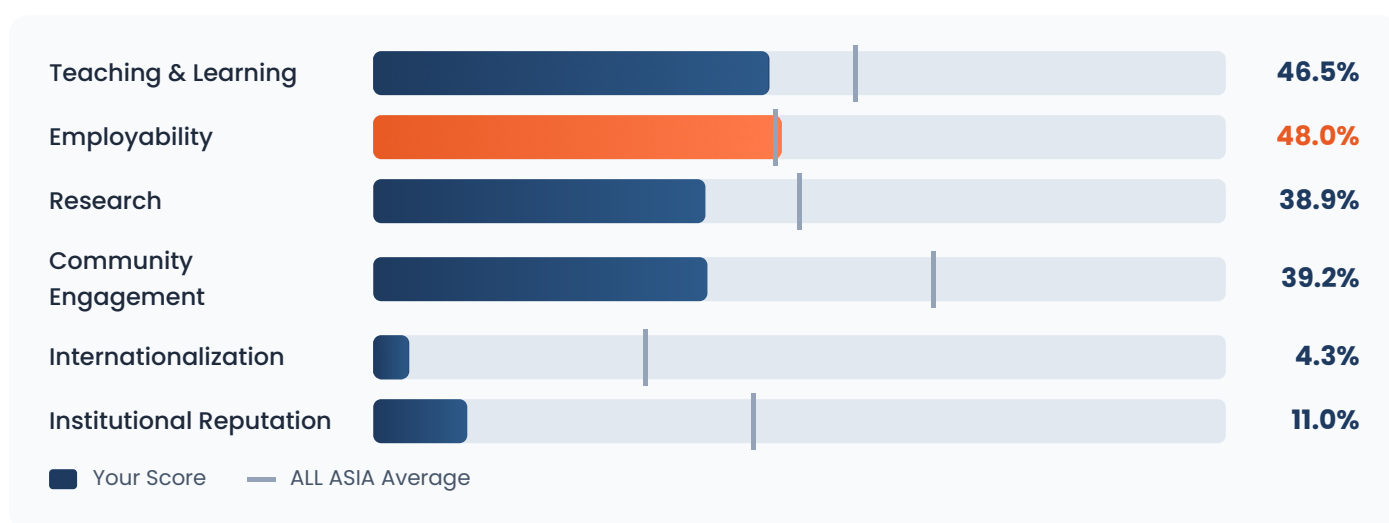
**Note:** King Edward Medical University, Lahore is classified as a **Non-Reporting Institution**, meaning this ranking is based on data collected from public sources.

## 2 Executive Summary

This Executive Summary provides a high-level overview of **King Edward Medical University, Lahore's** performance in the AppliedHE Public & Private University Ranking: ALL ASIA 2026. It highlights your institution's overall ranking position, key achievements, and performance across the six ranking criteria. The summary serves as a quick reference for understanding your university's standing among Public Institutions across Asia and identifies areas of strength and potential growth.



### Performance Overview



### Key Achievements



**#210 Public University in ALL ASIA**

Among 260 ranked institutions



**#7 in Pakistan**

Among 9 ranked public universities



**Strong Employability**

Score: 48.0% (avg: 46.9%)

### 3 Ranking Results

This section presents **King Edward Medical University, Lahore**'s ranking positions in both the regional ALL ASIA ranking and the national Pakistan ranking. The tables below show your institution's position relative to other Public Universities, highlighting your competitive standing. The rankings are based on the comprehensive evaluation across six criteria as outlined in the methodology.

#### ALL ASIA Public Universities 2026

RANK	UNIVERSITY	COUNTRY	SCORE
1	The University of Hong Kong	Hong Kong	82.13
2	National University of Singapore (NUS)	Singapore	80.97
3	Peking University	China	80.77
4	Nanyang Technological University (NTU)	Singapore	80.55
5	King Fahd University of Petroleum and Minerals (KFUPM)	Saudi Arabia	79.34
201-220	Davao del Norte State College	Philippines	33.33
<b>201-220</b>	<b>King Edward Medical University, Lahore</b>	<b>Pakistan</b>	<b>33.07</b>
201-220	Jenderal Soedirman University	Indonesia	32.80

\* Top 5 Universities shown, plus your position (#201-220) with surrounding ranks. Total: 260 Public Universities ranked.

#### Pakistan Public Universities

NATIONAL	UNIVERSITY	ALL ASIA	SCORE
1	Quaid-i-Azam University	100	58.28
2	National University of Sciences & Technology (NUST) Islamabad	103	57.37
3	University of Engineering & Technology (UET) Lahore	141	48.94
6	Khwaja Fareed University of Engineering and Information Technology	191-200	37.39
<b>7</b>	<b>King Edward Medical University, Lahore</b>	<b>201-220</b>	<b>33.07</b>
8	University of Engineering & Technology Mardan	201-220	32.31

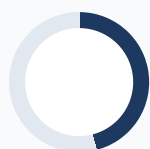
\* Top 3 Universities shown, plus your position (#7) with surrounding ranks. Total: 9 National Public Universities ranked.

## 4 Performance Analysis

This section provides a detailed breakdown of **King Edward Medical University, Lahore**'s performance across each of the six ranking criteria. For each indicator, you'll see your institution's score, ranking position, and how it compares to the ALL ASIA average. The detailed metrics below each indicator show the specific components that contribute to your overall score, helping you understand both your strengths and areas for improvement.

### 4.1 Teaching & Learning

30%



Rank: **#101** of 260

AVERAGE

INDICATOR	YOUR SCORE	AVERAGE	DIFFERENCE
Student-Faculty Ratio	39.5%	35.9%	+3.6%
Student Survey	50.0%	66.6%	-16.6%

### 4.2 Employability

10%



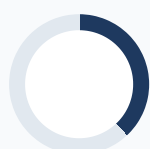
Rank: **#128** of 260

ABOVE AVERAGE

INDICATOR	YOUR SCORE	AVERAGE	DIFFERENCE
Graduate Employment Rate	<b>48.0%</b>	46.9%	+1.1%

### 4.3 Research

20%



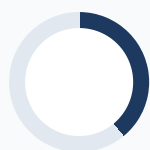
Rank: **#193** of 260

BELOW AVERAGE

INDICATOR	YOUR SCORE	AVERAGE	DIFFERENCE
Google Scholar	40.9%	51.5%	-10.6%
Scopus	36.8%	48.1%	-11.3%

## 4.4 Community Engagement

10%



Rank: **#248** of 260

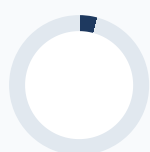
BELOW AVERAGE

INDICATOR	YOUR SCORE	AVERAGE	DIFFERENCE
Outreach & Media Coverage	39.2%	65.4%	-26.2%

**Note:** This score combines Google News media coverage (5%) and student survey responses on community activities (5%) into a single indicator.

## 4.5 Internationalization

10%



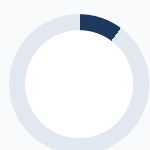
Rank: **#197** of 260

BELOW AVERAGE

INDICATOR	YOUR SCORE	AVERAGE	DIFFERENCE
International Faculty	0.0%	36.2%	-36.2%
International Students	8.5%	27.1%	-18.5%

## 4.6 Institutional Reputation

20%



Rank: **#208** of 260

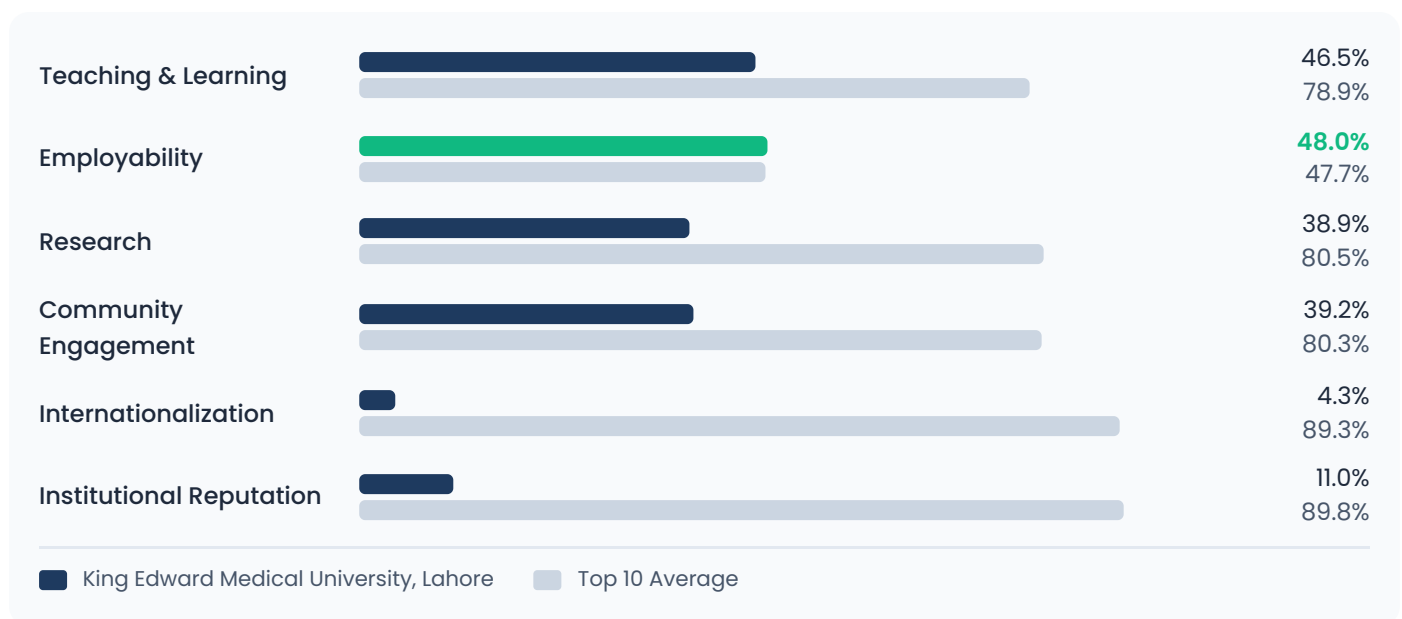
BELOW AVERAGE

INDICATOR	YOUR SCORE	AVERAGE	DIFFERENCE
Peer Nominations	11.0%	44.3%	-33.3%

## 5 Benchmarking & Comparison

This section compares **King Edward Medical University, Lahore**'s performance against the average scores of the Top 10 Public Universities in the ALL ASIA ranking. This analysis helps identify where your institution excels and where there are opportunities for improvement.

### Your Performance vs Top 10 Public Universities



### Comparison Summary

CRITERIA	YOU	TOP 10	GAP	STATUS
Teaching & Learning	46.5%	78.9%	-32.4%	Room to grow
Employability	48.0%	47.7%	+0.3%	AHEAD
Research	38.9%	80.5%	-41.6%	Room to grow
Community Engagement	39.2%	80.3%	-41.1%	Room to grow
Internationalization	4.3%	89.3%	-85.0%	Room to grow
Institutional Reputation	11.0%	89.8%	-78.8%	Room to grow



## 6 Strengths & Opportunities

This section highlights **King Edward Medical University, Lahore**'s key strength that contributes to your strong ranking position, as well as opportunities for growth that could further enhance your performance. Understanding your strength helps you leverage and communicate your competitive advantage, while identifying opportunities provides a roadmap for strategic improvement. This analysis is based on your performance across all six ranking criteria and how you compare to top-performing institutions.

### Key Strength

#	AREA	SCORE	WHY IT MATTERS
1	Employability	48.0%	Graduate outcomes match top institutions—signals strong career preparation

### Opportunities for Growth

AREA	CURRENT	TARGET	SUGGESTED FOCUS
Institutional Reputation	11.0%	95%+	Increase visibility in peer networks and conferences
Teaching & Learning	46.5%	84%+	Enhance student support services and faculty training
Internationalization	4.3%	94%+	Expand international faculty and student recruitment

### Strategic Insights

#### Leverage Employability

Partner with industry for placements and highlight graduate success stories.

#### Enhance Institutional Reputation

Increase visibility through academic conferences and peer networking initiatives.

#### Build Momentum

Continue investing in faculty development and infrastructure to convert opportunities into strengths.

## 7 Contact Information

---

Thank you for participating in the AppliedHE Public & Private University Ranking: ALL ASIA 2026. For questions about this report or to learn more about our ranking methodology, please contact us using the information below.

### AppliedHE Pte. Ltd.

info@appliedhe.com  
AppliedHE.com

### Ranking Advisory Board

The AppliedHE rankings are overseen by the independent Ranking Advisory Board (RAB), comprising higher education experts from around the world.



© 2025 AppliedHE Pte. Ltd., Singapore. All Rights Reserved.  
This report may be freely distributed after the official release date.